

BRACKETS

SPECIFICATIONS:

VARIATIONS: 18

TIMBER SIZES: 5 (4x, 6x, 8x, 10x, 12x)

DIMENSIONS: (A'x B')

6 (1'x2', 2'x2', 2'x4', 3'x3', 3'x6', 4'x4')

PRICING:

Pricing, upgrade options and installation services are available upon request

OPTIONS:

WOOD SPECIES: Douglas Fir (standard), Western Red Cedar, Alaskan Yellow Cedar, Port Orford Cedar, Cypress, Hemlock, White Fir, Reclaimed, Exotic

SURFACES: S4S (standard), resawn, wire brushed, radius-hewn, Adze-hewn, triple-texture

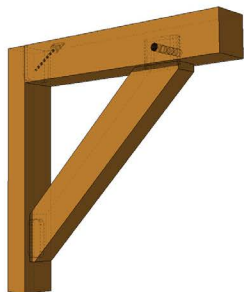
FINISHES: Staining or oiling available upon request

INSTALLATION: Products require installation by an experienced carpenter or an authorized SystemBuilt Timber reseller. Assembly, installation and pre-assembly is not included in product pricing – contact reseller for information.

ENGINEERING: SystemBuilt Timber products are not engineered to local building codes, unless specifically stated. Engineering approvals can be provided upon request at an additional charge.

CNC MACHINED HEAVY TIMBER BRACKET

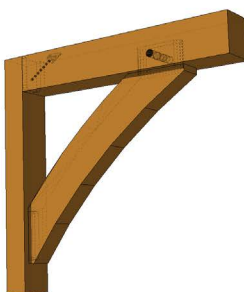
- Constructed with Douglas Fir timber
- Precision fabricated on cutting-edge CNC machinery
- Traditional mortise, tenon & wood peg joinery (minimal steel brackets or through-bolting)
- Ultra sturdy construction designed and built to last
- Wide range of sizes & timber species
- Custom stain, texture and finishing available
- Requires installation/assembly by authorized reseller or experienced carpenter



STRAIGHT BRACKET

PRODUCT # 91500100

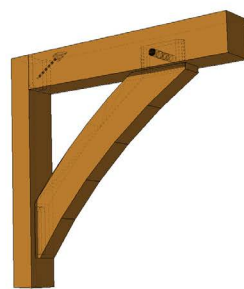
The Straight Bracket is a typical traditional timber frame accent used to complement gable ends, overhangs, balconies and porches. Can be used for structural or decorative purposes. Product comes fully assembled. Available in 6 different sizes in timber depths of 4x, 6x, 8x, 10x and 12x.



SINGLE ARCH BRACKET

PRODUCT # 91500200

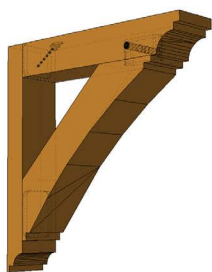
The Single Arch Bracket is a typical traditional timber frame accent with a curved knee brace used to complement gable ends, overhangs, balconies and porches. Can be used for structural or decorative purposes. Product comes fully assembled. Available in 6 different sizes in timber depths of 4x, 6x, 8x, 10x and 12x.



DOUBLE ARCH BRACKET

PRODUCT # 91500300

The Double Arch Bracket is a typical traditional timber frame accent with a curved knee brace used to complement gable ends, overhangs, balconies and porches. Can be used for structural or decorative purposes. Product comes fully assembled. Available in 6 different sizes in timber depths of 4x, 6x, 8x, 10x and 12x.



DECO BRACKET

PRODUCT # 91500400

The Deco Bracket is an elegant, ornamental timber frame accent used to complement gable ends, overhangs, balconies and porches. Can be used for structural or decorative purposes. Product comes fully assembled. Available in 6 different sizes in timber depths of 4x, 6x, 8x, 10x and 12x.